


SINCE



1929

PRST STD  
U.S. Postage  
**PAID**  
Permit No. 80  
Staunton, VA

**AUGUSTA COOPERATIVE FARM BUREAU, INC.**  
1205B RICHMOND RD.  
STAUNTON, VA 24401



AUGUSTACOOP.COM / AUGUSTACOOPEFARMBUREAU / AUGUSTACOOPEFB

# SMALL RUMINANT EDITOR

May 2024



1929



SINCE

# CREEP FEEDING LAMBS

Getting young lambs off to a good start sets the table for the potential for a healthy, fast growing, profitable lamb. Creep feeding young lambs provides an opportunity to get lambs started on feed at a much younger age. These lambs then have the potential for optimal weaning weights and can have added bloom and finish. Lambs that have been fed lamb creep feed rations often experience less stress at weaning as they are used to being fed. Minimizing stress at weaning can positively impact health and performance.

Here are some tips for successfully creep feeding your lambs:

## LAMB CREEP PEN

A creep pen is designed for young lambs to have access to additional feed concentrates separate from their mothers and other mature sheep.

A lamb creep pen should be set up to allow the lambs continuous access to fresh creep feed and a clean and dry environment. The creep gate should be adjusted to ensure access for the lambs but prevent the ewes from gaining access to the creep pen and lamb creep feeder. The creep area should be large enough for several lambs to eat at one time.

A heat lamp or light is often used in colder climates to encourage lambs to find the creep pen. The creep pen and feeder should be setup and available shortly after the ewes and lambs are let out of the lambing pens. The young lambs will soon find that the clean, dry, well-lit creep pen is a good place to find feed. Lambs will often explore the creep pen or even nibble on hay or grain in the creep pen as early as 5-7 days of age. However, most lambs will not eat much creep feed until 4-5 weeks of age.

## LAMB CREEP FEEDERS

Whether using a self-feeder or a handfeeding, the lamb creep feeders need to be clean. Lambs won't eat out of a feeder that is dirty or wet. Make sure the lamb creep feeder is free from manure, dirt, straw and excessive moisture. Most sheep breeders will keep feed in the creep feeder at all times. This ensures every lamb will have access to feed every time it goes in the creep pen. Many producers also like to keep good fine stemmed hay available in the creep pen.

## CHOOSING THE BEST CREEP FEED FOR LAMBS

A lamb creep feed ration should be between 15-20 percent crude protein, 2-5.5 percent fat and a 2:1 calcium-to-phosphorus ratio. The specific feed that works best will be determined by the genetic make-up of the sheep and the intended market. For example, purebred breeders may like a 20 percent creep pellet for added growth. Club Lamb producers like added fat to produce bloomier lambs at sale time. Some producers like the consistency of feeding a 16 percent to both the ewes and lambs and through the lambs' grower phase.

Lamb creep feeds need to contain something to help control or prevent coccidiosis in lambs. Both Decoquinate (trade name, Deccox) and lasalocid (trade name, Bovatec) are approved for prevention of coccidia in sheep. A Veterinary Feed Directive (VFD) is not required for these products.

A smaller pellet is currently the most popular choice for creep feeding lambs. The smaller pellet is preferred by the younger lambs and prevents the sorting that is often found in a texturized or mixed feed. Some producers will make their own lamb creep feed rations on farm. The correct sheep feed pellets, maintaining consistent particle size and too many fines are all challenges with on-farm mixing.

## PURINA LAMB CREEP FEED OPTIONS INCLUDE:

### Special Lamb Creep B90

- Our popular low-fat commercial Purina lamb creep feed is a pelleted ration that features a 20 percent protein and 2 percent fat guarantee. Medicated with Bovatec® to help prevent coccidiosis.

### Honor® Show Chow® Showlamb Creep DX30

- In my opinion, this is one of the best lamb creep feeds on the market. A complete feed designed for lambs up to 75

*continued on page 2*

## Augusta Co-op Solution

### Augusta, 16% Lamb Creep Pellets, 50 lbs.

A pelleted starter feed for lambs. Designed for young lambs that may have been orphaned by the mother, are not getting enough milk from their mother or that you simply want to get off to a faster start.

Crude Protein minimum 16.0%,  
Crude Fat minimum 2.0%, Crude  
Fiber maximum 6.5%



SKU - 40101

lbs. it's a very palatable, mini pellet with Deccox® to help prevent coccidiosis. 20 percent protein and 5 percent fat will help your lambs grow and shine but won't burn out. Features Puraferm®, Zinpro® and Diamond V®.

#### **Purina® Delta Lamb & Ewe Breeder DX30**

- The innovative product design allows you to feed lambs and ewes together, changing the way you feed. Purina® Delta Lamb & Ewe Breeder feed helps aid early feed adoption in lambs and helps optimize sheep milk production and maintain body condition. The small pellet size and high fat content provides a highly palatable ration that helps get lambs off to a great start and keeps ewes in great condition after lambing. Contains Deccox® to help control coccidiosis, Ammonium Chloride to help prevent urinary calculi and added Vitamin E and Selenium.

#### **Purina® Lamb Starter**

- Our 16 percent protein, 1.5 percent fat non-medicated complete lamb creep feed rations get lambs off to a solid start.

#### **Honor® Show Chow® EXP 15 Pellet DX**

- Designed as a top shelf show feed and a great creep for wether lambs. This popular creep can be used as a grower/finisher and helps optimize early intake and helps make lambs bloom and shine quickly. A mini pellet that is a high-energy formula with 15 percent protein and 5.5 percent fat and medicated with Deccox®, it also features all you would expect from a show feed including Puraferm®, Tasco®, Zinpro® and Diamond V®.

Purina Mills

## WAYS TO ADDRESS SHEEP AND GOAT HOOF HEALTH CHALLENGES

As grazers, sheep and goats rely on having sound feet and legs to easily access food and water sources. This means when sheep and goat hoof health issues arise, they can reduce mobility, making it difficult for animals to access proper nutrition and maintain body condition.

Sheep and goat hoof health issues can happen at any time, but they are most prominent in the spring when warming temperatures and muddy, wet conditions mix to provide the perfect environment for hoof health challenges, like hoof rot in goats and sheep. Here are four proactive steps you can take to prepare for spring sheep and goat hoof care:

### 1. FEED A MINERAL WITH ZINC

A sheep and goat hoof health plan isn't complete without feeding a mineral with zinc. Zinc plays a critical role in keratin production and maintaining hoof tissues to help support claw hardness. Zinc also has been shown to help support the immune system and healthy skin.

Look for a complete mineral with elevated zinc concentrates or chelated zinc sources such as zinc amino acid complex. These zinc sources are more bioavailable than other sources, such as zinc oxide. Improved bioavailability allows sheep and goats to absorb and use more of the mineral instead of excreting it. These benefits can give you more value for your investment.

### 2. PROVIDE A CLEAN, DRY ENVIRONMENT

Many things can impact hoof health, but foot scald and hoof rot in goats and sheep are the most common problems. These contagious diseases are typically caused by contamination from bacteria, either *Dichelobacter nodosus* or *Fusobacterium necrophorum*, which are often present in high-moisture environments.

Proper cleaning and sanitation can go a long way to keeping hoof diseases at bay. Evaluate your current pen and barn areas. Make sure you have proper drainage and slope in the pens so moisture doesn't pool where animals walk.

Keep a close eye on high-moisture areas, such as around water sources, and add absorbent bedding material like sand as needed to help soak up excess moisture.

### 3. KEEP UP WITH HOOF TRIMMING

Sheep and goat hoof trimming is an essential step in proactive hoof care. Regular goat and sheep hoof trimming will help reduce hoof length to keep hooves balanced and remove extra tissues that can provide a place for bacteria to hide.

Sheep and goat hoof trimming also allows you to closely examine the animals' hooves to see if a hoof health issue has already started. The earlier you can identify goat and sheep hoof issues, the better. Once an animal is lame, you have a

continued on page 3

### Augusta Co-op Solution Purina, Goat Mineral, 25 lbs.

A free-choice mineral supplement rich in nutrients essential to the proper development and well-being of goats of all ages and breeds. Contains added copper, zinc, vitamins and other minerals.



SKU - 53551

continued from page 2

bigger problem than simply a hoof disease.

Use sheep and goat hoof trimmers for best results. Trim hooves 1-2 times per year, depending on the environment. Animals on rough country with lots of rocks might need fewer hoof trims compared to animals housed in smaller areas or animals fed a more nutrient-dense diet (which can encourage hoof growth).

One of the most important times to trim hooves is 45-60 days before breeding season. This helps to prepare rams and ewes and minimize hoof health issues that could hinder breeding.

## SELECT REPLACEMENT ANIMALS FOR STRUCTURE AND COMPOSITION

Supporting sheep and goat hoof health isn't limited to managing hoof diseases. Evaluating structural soundness is often overlooked when selecting replacement animals. If animals aren't structurally sound, they are likely to have abnormal wear on their hooves, leading to mobility issues and ultimately impacting their longevity in the flock or herd.

When selecting replacement animals, evaluate their structural soundness. Animals' feet should plant flat and square and not have deviation. Watch how your animals walk and stand. Do their toes point directly forward? Are their back legs square and not angled in or out at the hock?

Animals with sound feet and legs will likely make better replacements that last longer in your flock or herd. Make things easier in the spring by implementing these proactive sheep and goat hoof care measures and providing a quality mineral year-round.

Purina Mills

## SHEEP NUTRITION CRITICAL FOR YEAR-ROUND PERFORMANCE

Each stage of a sheep's production cycle calls for specific sheep nutrition requirements to help them perform at their best and meet their genetic potential. Sheep nutrition requirements include six nutrients (water, protein, fat, carbohydrates, minerals and vitamins) and energy (received from the protein, fat, and carbohydrates consumed).

Follow these tips for providing the right sheep nutrition for year-round flock success:

Rams that are too thin or fat will not perform as expected. While pasture or hay is the best feed for rams in the off season, larger-framed rams or those that need to gain weight will need to receive supplemental feed. Critical to the ram's fertility and breeding success is a proper mineral and vitamin supplement that provides the key nutrients: zinc, selenium and vitamin E.

## EWE NUTRITION AT EVERY STAGE

Ewe nutrition needs vary more throughout the year than rams due to the changes in their reproductive status. There are five main reproductive stages that determine ewe nutritional requirements, including maintenance, breeding, early gestation, late gestation and lactation.

## FEEDING EWES DURING MAINTENANCE

The lowest ewe nutrition and energy requirement is during maintenance. For a typical sheep flock this occurs after lambs are weaned from the ewe and before the ewe is rebred. In an accelerated lamb program, the ewe may never be in maintenance, or in an early weaning program, maintenance may last 20 weeks. Although ewes in maintenance are only maintaining themselves, it does not mean nutrition is not important. Usually, the ewe in maintenance can meet her energy and protein requirements with pasture or hay alone. Depending on quality of the forage and the soils on which it was grown, both vitamins and minerals would need to be supplemented through a sheep mineral and vitamin mix offered free-choice.

## SHEEP BREEDING SEASON

Two to four weeks prior to the sheep breeding season and two to four weeks into the breeding season, ewe nutrition and energy intake can be increased to help optimize ovulation rate and the opportunity for multiple births. This period is called flushing. Flushing can be accomplished by placing ewes on high quality pasture or adding energy in the form of a grain mix or sheep feed pellets.

### Augusta Co-op Solution

#### Augusta, 12.5% Sheep & Lamb Feed, Textured, 50 lbs.

A multi-purpose, versatile feed to meet the nutritional needs of ewes, rams, and lambs. Can be fed to the entire flock once lambs reach weaning weight or have a functional rumen. Crude Protein min 12.5%. Crude Fat min 2.5%. Crude Fiber max 4.5%.



SKU - 40161

continued on page 4



## EARLY GESTATION EWE NUTRITION

Following the sheep breeding season, bred ewes can be placed on a sheep nutrition program to maintain their weight. Although ewes are bred, the fetuses are only growing a small amount during the first and second trimester. Ewes can be fed on pasture or if in confinement, a good quality grass hay. In both situations, ewes should be fed a sheep mineral and vitamin mix to complement the nutrient content of the forages fed.

## LATE GESTATION EWE NUTRITION

As ewes enter late gestation, the greatest growth of the fetuses occurs and ewe nutritional requirements and energy needs increases. During this period, a 220 lb. (100 kg) ewe, pregnant with a single lamb, will have a 50 percent and 71 percent increase in energy and protein requirements, respectively, compared to maintenance requirements. Ewes with twins or triplets will have energy and protein requirements 25 percent to 41 percent greater than ewes carrying a single lamb. The size of the ewe and number of lambs will determine how much supplemental energy and nutrients is required along with good quality hay to meet ewe nutritional requirements.

## FEEDING EWES POST LAMBING

After the ewe lambs, lactation is the period of the reproductive cycle with the greatest ewe nutritional requirements. During early lactation, the first eight weeks after lambing, the ewe produces the most milk. For a 220 lb. ewe nursing a single lamb, the energy and protein requirement will increase another 35 percent and 90 percent, respectively, compared to ewe nutritional requirements during late gestation. The ewe with twin and triplets will have greater energy and nutrient requirements than the ewe nursing a single lamb. In most cases, supplemental feed will be needed along with a high-quality forage to meet the elevated ewe nutrient demand.

When lambs are one week old, it is a good time to start offering a creep feed so lambs learn to eat dry food and to provide extra energy and nutrients. At first, lambs will only nibble the creep feed, but as they get older they will eat more and more. Ensure the creep feed is in an area that prevents the ewes from access and keep the feed fresh and always available. Providing a creep feed helps the lambs adapt to eating only dry food upon weaning.

## EWES NUTRITION INCLUDES WATER

One sheep nutrition need that is often overlooked is water. Water is a critical nutrient to assist with nutrient transport, heat dissipation and milk production. Allow the sheep flock free access to clean fresh water always. As with water, it is always good to provide a sheep mineral and vitamin mix to supplement and balance the forages in the diet being fed.

## BEST FEED FOR RAMS

Breeding rams may only have one job, one or two times a year to do, but what happens the rest of the year is important to their success. During a 45-day sheep breeding season, rams can lose up to 12 percent of their body weight. Rams will need to be fed a diet to regain body condition lost during the breeding season and to achieve a body condition score of 3.5 to 4, out of 5, before the next sheep breeding season. Yearling rams are still growing, so they too may need extra feed.

By providing appropriate feed to meet sheep nutrition requirements in every stage of life and production will provide sustained nutrition to allow the animals to reach their genetic potential.

*Purina Mills*

Augusta Co-op is proud to be your local dealer for  
**Sullivan and Weaver Show Supply products.**



**SULLIVAN  
SUPPLY**



# 4TH IN THE NATION

among ag banks and the 30th largest  
agricultural lender among all U.S.  
commercial banks.



**Keith Phillips**  
Harrisonburg



**Bradley Webb**  
Harrisonburg | NMLS# 491101



**David Kiracofe**  
Bridgewater | NMLS# 491081



**Ashlie Howell**  
Verona | NMLS# 571338



**Emma Brown**  
Harrisonburg | NMLS# 1687152



**Bradley Dunsmore**  
Staunton | NMLS# 1040561



**Josh Phillips**  
Harrisonburg



**Sheldon Waldron**  
Harrisonburg

*Our local, experienced team is here to assist you with the financial needs of your operation.*



**First Bank and Trust Company offers flexible financing solutions for Agricultural Operations.**

✓ Land and Real-estate Loans   ✓ Equipment Loans   ✓ Loans for Livestock and other operations   ✓ Operating Lines of Credit   ✓ Mortgage Loans: Construction-to-Permanent, Rural Development, Renovation and more.

**Bridgewater**  
610 B North Main St.  
540-246-0003

**Harrisonburg**  
120 University Blvd.  
540-437-0604

**Staunton**  
1030 Richmond Rd.  
540-885-8000

**Verona**  
1563 Commerce Rd.  
540-248-7700

[www.firstbank.com/ag](http://www.firstbank.com/ag) | Member FDIC |

\*Ag loans and loans secured by farmland equal or exceed 25 percent of total loans. FDIC Data as of June 30 2022.

## EVENTS / CALENDAR

### CHRISTMAS IN JULY / CUSTOMER APPRECIATION

July 8-13, 2024

All Store Locations



### NEW SATURDAY HOURS

The Fairfield, Staunton, and Weyers Cave Stores  
will remain open until 5PM on Saturday.

Effective March 16, 2024.



HAPPY  
*Mother's Day*

Your one-stop shop all things  
"MOM" this Mother's Day!


ARIAT   Twisted X





# Augusta SHOW FEED






**MULTI-SPECIES PORTFOLIO**  
Two stage formulations to meet the changing needs of growing animals.



**BALANCED NUTRITION**  
Fortified with premium feed ingredients to improve health, increase digestibility & palatability to achieve that award show ring bloom.



**FORMULATED BY EXPERTS**  
Experienced nutritionists evaluate each formulation providing perfection in each bag.



**PRODUCT**  
Augusta Show Feeds have a strong tradition of building champions. From market steers and barrows, to goats and lambs, our award winning formulations add just the right amount of bloom and finish to your show animal.

**QUALITY**  
Augusta Show Feed is produced from only the highest quality ingredients. Additionally, quality control remains at the forefront of our manufacturing excellence. Bringing together science and proven success is the foundation of our show feeds.

**SCIENCE**  
Our team of experienced nutritionists and industry experts closely evaluate each formulation providing you with nutritional perfection in each bag of Augusta Show Feed. Our brand delivers consistent, superior performance that will lead you directly into the winner's circle.

	PROTEIN %	FAT %	FIBER %
<b>BEEF FEED</b>			
SHOWPRO	13.0	4.5	9.0
SHOWPROH	14.0	3.5	14.5
<b>SHEEP FEED</b>			
SHOWLAMB	16.0	3.5	12.0
SHOWLAMBPLUS	16.0	2.5	12.0
<b>GOAT FEED</b>			
SHOWGOAT	16.5	4.0	10.0
SHOWGOATPLAIN	16.5	4.0	10.0
SHOWGOATPELLET	16.0	3.9	12.5
<b>HOG FEED</b>			
SHOWPIG	18.5	6.0	4.0
SHOWPIG2	18.5	6.0	4.0

HIGH QUALITY PROTEINS

GUT HEALTH

VITAMIN & MINERAL DENSE

PALATABLE

LOCALLY SOURCED FEEDS

CONSISTENT

HIGHLY DIGESTIBLE

IMMUNE SUPPORTING

For additional information on Augusta Show Feed products, please visit [AugustaCoop.com](http://AugustaCoop.com) or call (540) 885-1265.




## NOW SERVICING

ATV's UTV's



Schedule your service today!  
Augusta Small Engine Shop  
(540) 885-1265 x 286